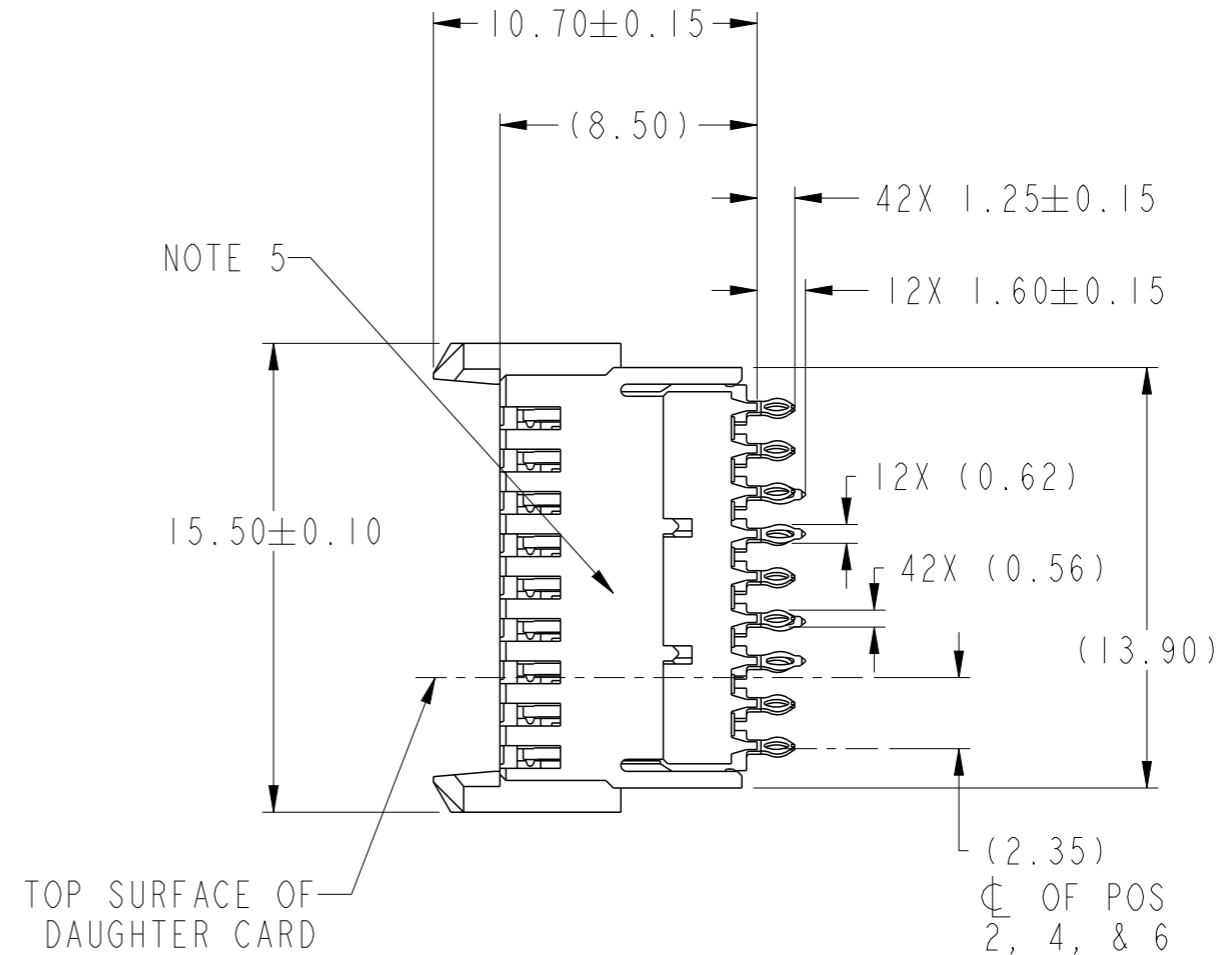
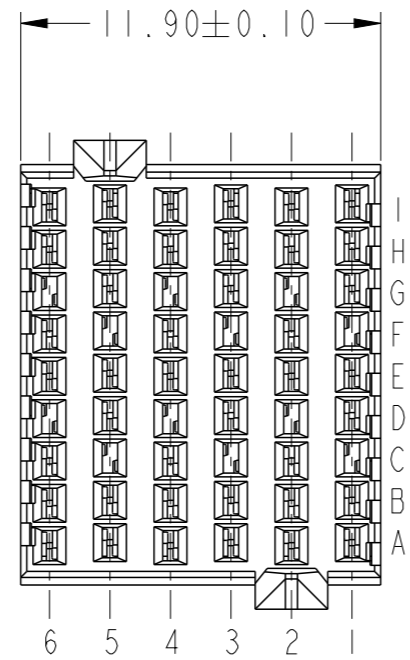


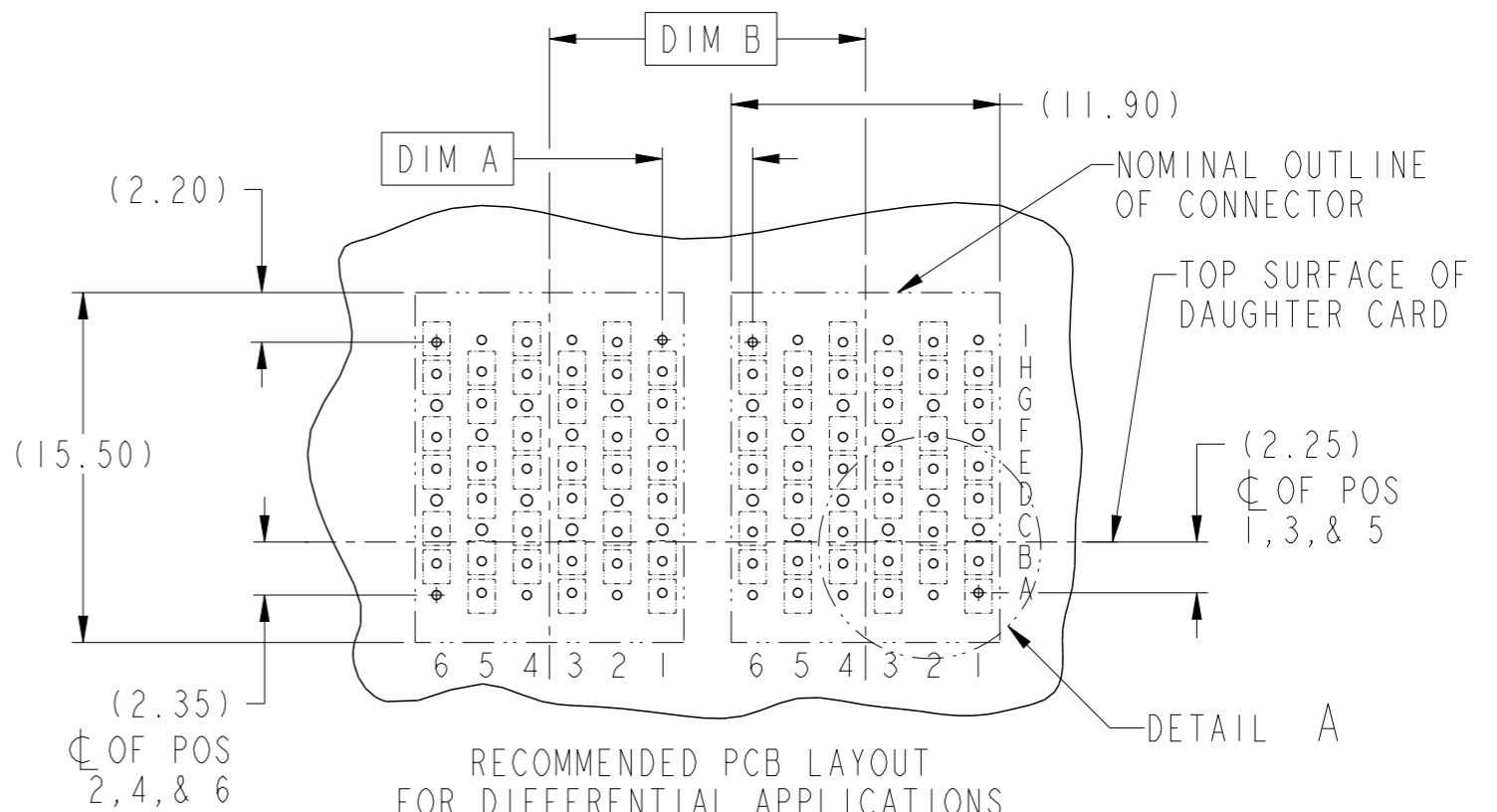
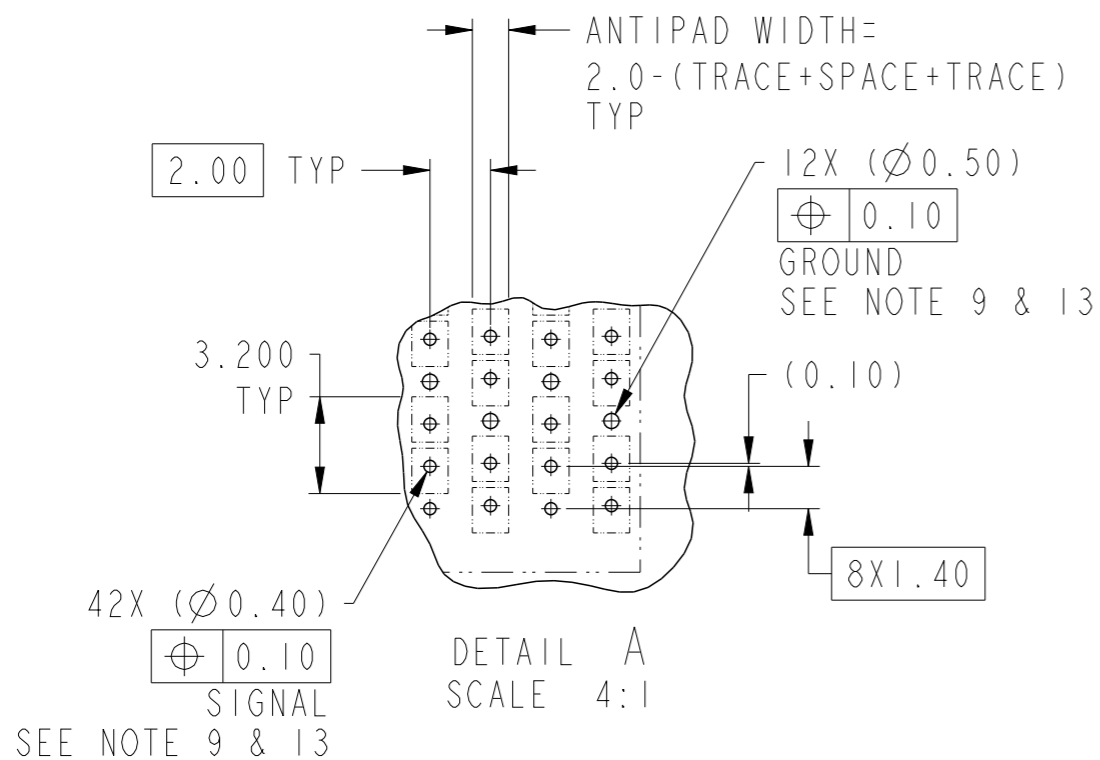
PRODUCT NUMBER
SEE TABLE, SHEET 5



Copyright FCI.

spec ref		dr	Sandar Soe	2014/08/12	projection	MM	size	A3	scale	4:1
tolerance std		eng	Sandar Soe	2015/10/27			ecn no		-	
ASME Y14.5		chr	-	-			rel level		Released	
TOLERANCES UNLESS OTHERWISE SPECIFIED		appr	Chen-Hong Tan	2015/10/27	product family		AirMax VS			
surface		linear	0.X	±-		AIRMAX VS2 VERT RECEPT ASSY SMALL PRESS-FIT, 54 POS, 12MM, GXT+		dwg no 10130665	rev A	
			0.XX	±-						
			0.XXX	±-						
ASME Y14.5	angular	0°	±°	www.fci.com	cat. no.	-	Product - Customer Drw		sheet 1 of 3	

ADJACENT HEADER WIDTHS	DIM A	DIM B
12MM/12MM	2.00	12.00
12MM/14MM	3.00	13.00
14MM/14MM	4.00	14.00



RECOMMENDED PCB LAYOUT
 FOR DIFFERENTIAL APPLICATIONS
 COMPONENT SIDE
 (TWO ADJACENT FOOTPRINTS SHOWN)
 NOTES 6 & 7

spec ref	dr	Sandar Soe	2014/08/12	projection	MM	size	A3	scale	3:1
tolerance std	eng	Sandar Soe	2015/10/27			ecn no	-	rel level	Released
ASME Y14.5	chr	-	-						
	appr	Chen-Hong Tan	2015/10/27	product family	AirMax VS				
surface	linear	0.X	\pm -		AIRMAX VS2 VERT RECEPT ASSY SMALL PRESS-FIT, 54 POS, 12MM, GXT+	dwg no 10130665	rev A		
		0.XX	\pm -						
		0.XXX	\pm -						
ASME Y14.5	angular	0°	\pm °	www.fci.com	cat. no.	-	Product - Customer Drw	sheet 2 of 3	

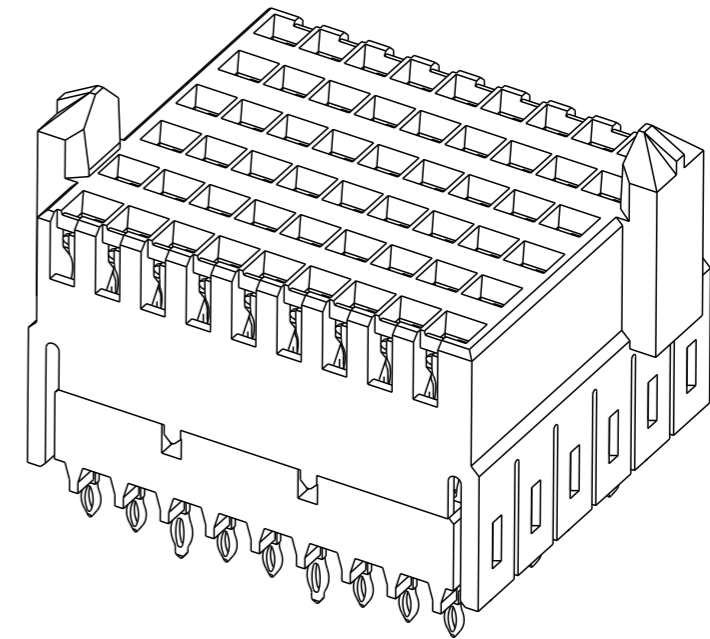


PART NUMBER	PRESS-FIT TAIL PLATING TYPE
10130665-102	TIN/LEAD ALLOY OVER NICKEL
10130665-102LF	TIN OVER NICKEL (LEAD FREE)

NOTES:

1. CONNECTOR MATERIALS:
HOUSING & RETAINER: HIGH TEMP THERMOPLASTIC, NATURAL, UL94V-0
IMLA PLASTIC: HIGH TEMP THERMOPLASTIC, BLACK, UL94V-0
CONTACT: COPPER ALLOY
2. CONTACT PLATING:
SEPARABLE INTERFACE: PERFORMANCE-BASED PLATING, QUALIFIED TO MEET THE REQUIREMENTS OF FCI PRODUCT SPECIFICATION GS-12-239, INCLUDING TELCORDIA GR-1217-CORE (November 1995) CENTRAL OFFICE TEST SEQUENCE.

PRESS-FIT TAILS: SEE TABLE
3. PRODUCT SPECIFICATION: GS-12-239
4. APPLICATION SPECIFICATION: GS-20-035
5. PRODUCT MARKING, (PART NUMBER & LOT CODE), ON THIS SURFACE
6. REFER TO CUSTOMER DRAWING 10035911 FOR INFORMATION REGARDING PCB LAYOUT OF POWER AND GUIDE MODULES RELATIVE TO SIGNAL MODULES
7. POSITIONS F OF ODD NUMBERED COLUMNS AND POSITIONS G OF EVEN NUMBERED COLUMNS CORRESPOND TO EARLY MATE HEADER PINS
8. THERE IS NO GROUND BUSSING WITHIN THE CONNECTOR SYSTEM
9. REFER TO CUSTOMER DRAWING 10104444 FOR INFORMATION ON PCB HOLE DIAMETERS AND PLATING OPTIONS.
10. THIS PRODUCT MEETS EUROPEAN UNION DIRECTIVES AND OTHER COUNTRY REGULATIONS AS DESCRIBED IN GS-22-008.
11. THE HOUSING WILL WITHSTAND EXPOSURE TO 260°C PEAK TEMPERATURE FOR 40 SECONDS IN A CONVECTION, INFRA-RED OR VAPOR PHASE REFLOW OVEN.
12. PACKAGING MEETS GS-14-920 LEAD FREE LABELING SPECIFICATION.
13. GROUND VIAS IN POSITON C & F FOR ODD COLUMNS AND POSITIONS D & G FOR EVEN COLUMNS REQUIRE (Ø0.50) FINISHED HOLES. ALL OTHER VIAS REQUIRE (Ø0.40) FINISHED HOLES.
14. A Δ SYMBOL WILL BE NEXT TO ANY DIMENSION, VIEW, OR NOTE THAT HAS BEEN MODIFIED WITH THE CURRENT DRAWING REVISION.



spec ref		dr	Sandar Soe	2014/08/12	projection	MM	size	A3	scale	3:1
tolerance std		eng	Sandar Soe	2015/10/27			ecn no		-	
ASME Y14.5		chr	-	-			rel level		Released	
surface		appr	Chen-Hong Tan	2015/10/27	product family		AirMax VS		rev	
linear 0.X ± - 0.XX ± - 0.XXX ± - ASME Y14.5 angular 0° ± -°				title AIRMAX VS2 VERT RECEPT ASSY SMALL PRESS-FIT, 54 POS, 12MM, GXT+		dwg no 10130665		A		
www.fci.com		cat. no.		-		Product - Customer Drw		sheet 3 of 3		