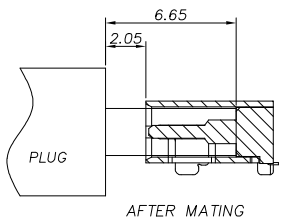
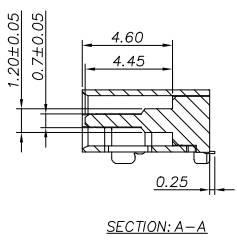
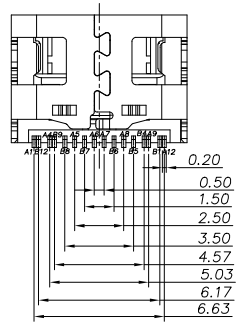


RECOMMENDED PCB LAYOUT(TOP VIEW)  
THICKNESS 0.60MM;DEFAULT TOLERANCE:±0.05



NOTE:

- 1.MATERIAL SPECIFICATION:
  - 1.HOUSING:HIGH TEMPERATURE RESISTANT PLASTIC,UL94 V-0.
  - 2.TERMINAL: COPPER ALLOY
  - 3.MID PLATE: STAINLESS STEEL
  - 4.FRONT SHELL: STAINLESS STEEL
- 2.PLATING SPECIFICATION:
  - 2-1.TERMINAL:
    - Ni 50u" MIN. UNDER PLATED OVER ALL.
    - Au PLATED ON THE FUNCTIONAL AREA OF CONTACT.
    - (GOLD PLATING THICKNESS FOLLOW THE P/N)
    - PLATING SPECIFICATIONS OF THE SOLDER AREA FOLLOW THE P/N
  - 2-2.FRONT SHELL:
    - 40U"MIN Ni OVER ALL
  - 2-3.MID PLATE:
    - CLEAR ONLY
- 3.MECHANICAL PERFORMANCE,
  - 3-1.INSERTION FORCE: 0.5~2.0kgf.
  - 3-2.REMOVAL FORCE: 0.8kgf~2.0kgf.
  - 3-3.DURABILITY: 10000 CYCLES.
- 4.ELECTRICAL PERFORMANCE,
  - 4-1. VOLTAGE RATING:5 V DC/AC (RMS. max)
  - CURRENT RATING:5 AMPS. FOR TOTAL VBUS/GND PINS;
  - 1.25AMPS FOR CC PIN,0.25 AMPS. FOR ALL OTHER CONTACT.
  - 4-2. LLCR:
    - VBUS & GND PINS AND OTHER PINS: 40mϕ/PIN MAX.
    - SHIELD: 50mϕ/MAX.
    - LLCR MAX. CHANGE OF ALL PINS: 10mϕ
  - 4-3.INSULATION RESISTANCE: 100Mϕ MIN
  - 4-4.DIELECTRIC WITHSTAND VOLTAGE,AC 100V FOR 1 MINUTE.
5. ENVIRONMENTAL PERFORMANCE:
  - OPERATING TEMPERATURE: -25°C~+85°C.
  - 6.IR REFLOW:
    - THE PEAK TEMPERATURE ON THE BOARD SHALL BE MAINTAINED FOR 10 SECONDS AT 260°C.
7. PRODUCT PART NUMBER DESCRIPTION

10171746-000 X X LF

- PACKAGING  
1: TAPE AND REEL  
PLATING OPTION(TERMINAL)  
1: CONTACT AREA :GOLD FLASH  
SOLDER AREA:80U"-120" Sn  
2: CONTACT AREA :GOLD FLASH  
SOLDER AREA:GOLD FLASH

USB TYPE-C PIN ASSIGNMENTS

PIN NUMBER	SIGNAL NAME	PIN NUMBER	SIGNAL NAME
A1	GND	B12	GND
A4	VBUS	B9	VBUS
A5	CC1	B8	SBU2
A6	Dp1	B7	Dn2
A7	Dn1	B6	Dp2
A8	SBU1	B5	CC2
A9	VBUS	B4	VBUS
A12	GND	B1	GND

mat'l. code				surface ISO 1302 ✓		tolerance ISO 406 ISO 1101		projection		product family	
ltr	ecn	no	dr	date	tolerances unless otherwise specified		1101		title		
A	-	TY	02/28/24		.0±0.35		mm		USB TYPE-C		
					.00±0.25		scale 1:1		16P SMT TYPE		
					.000±0.15				dwg no		
					angles linear				sheet 1 of 1		
					dr TY.Tang 07/31/23				size		
					engr TY.Tang 07/31/23				A3		
					chr LQ.Lei 07/31/23		Amphenol FCI		10171746		
					appd Tim.Yao 07/31/23				type Product Customer Drawing		
sheet index		revision		1							
		sheet		1							