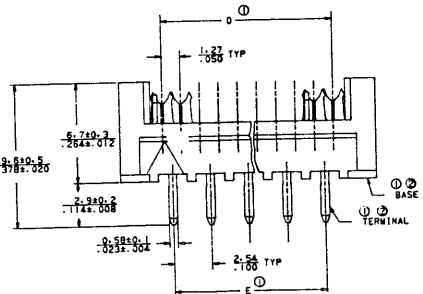
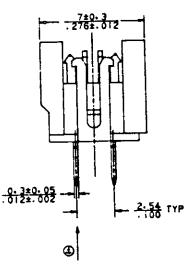
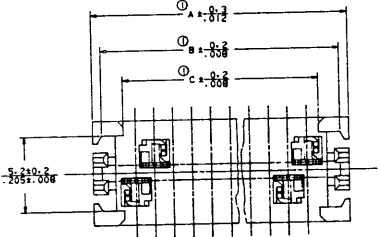
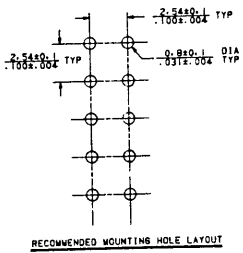


PRODUCT NO  
69831

REVISIONS			
REV	DESCRIPTION	BY	DATE
B	REVISED AND REDRAWN PER ECR JB277	KS	5/12/86

PRODUCT NO.	NO. OF POSITION	A	B	C	D	E	TERMINAL P/N	BASE P/N
69831-006	6	12.08 / .475	10.86 / .428	7.98 / .314	6.35 / .250	5.08 / .200	77181-001	68117-006
-008	8	14.62 / .576	13.42 / .528	10.52 / .414	8.89 / .350	7.62 / .300		-008
-010	10	17.18 / .676	15.96 / .628	13.06 / .514	11.43 / .450	10.18 / .400		-010
-014	14	22.24 / .876	21.04 / .828	18.14 / .714	16.51 / .650	15.24 / .600		-014
-016	16	24.78 / .976	23.58 / .928	20.68 / .814	19.05 / .750	17.78 / .700		-016
-018	18	27.32 / 1.076	26.12 / 1.028	23.22 / .914	21.59 / .850	20.32 / .800		-018
-020	20	29.86 / 1.176	28.66 / 1.128	25.76 / 1.014	24.13 / .950	22.86 / .900		-020
-024	24	34.94 / 1.376	33.74 / 1.328	30.84 / 1.214	29.21 / 1.150	27.94 / 1.100		-024
-026	26	37.48 / 1.476	36.28 / 1.428	33.38 / 1.314	31.75 / 1.250	30.48 / 1.200		-026
-030	30	42.56 / 1.676	41.36 / 1.628	38.46 / 1.514	36.83 / 1.450	35.56 / 1.400		-030
-034	34	47.64 / 1.876	46.44 / 1.828	43.54 / 1.714	41.91 / 1.650	40.64 / 1.600		-034
-040	40	55.26 / 2.176	54.06 / 2.128	51.16 / 2.014	49.53 / 1.950	48.26 / 1.900		-040
-050	50	67.96 / 2.676	66.76 / 2.628	63.86 / 2.514	62.23 / 2.450	60.96 / 2.400		-050
-060	60	80.66 / 3.176	79.46 / 3.128	76.56 / 3.014	74.93 / 2.950	73.66 / 2.900		-060
69831-064	64	85.74 / 3.376	84.54 / 3.328	81.64 / 3.214	80.01 / 3.150	78.74 / 3.100	77181-001	68117-064



- NOTES:
- SEE TABLE.
  - MATERIAL:  
BASE - POLYESTER(PET) GLASS 30% FILLED.  
UL 94V-0, COLOR: BLUE.  
TERMINAL - PHOSPHOR BRONZE.
  - FINISH:  
ALL OVER SnPb PLATING 3.81μm(150μin)min.  
(SnPb 93/7).  
1.27μm(50μin)min Ni UNDER PLATING.
  - CONTACT RETENSION FORCE 400g/ea. MIN.  
AGAINST THIS DIRECTION.

SHEET INDEX		ISSUE		SH NO		1		CUSTOMER COPY		DU PONT CONNECTOR SYSTEMS		DU PONT	
LEVELS		DO NOT SCALE DRAWING		TOLERANCE UNLESS OTHERWISE NOTED		MM/INCH		MATL		DR		DATE	
				0.00±0.25 / 0.00±0.010				SEE NOTE ②		M. AIKAWA		05/06/86	
		THIRD ANGLE PROJECTION		LINEAR		0.000±0.13 / 0.000±0.005		FINISH		CHK		5/12/86	
TABULATION SHEETS REQUIRED		YES		MM		0.000±0.05 / 0.000±0.020		SEE NOTE ③		ENGR		5/12/86	
NO		NO		INCH		ANGLES		±2.0°		APPD		5/12/86	
NOTE: This print is the property of and embodies proprietary designs of DUPONT CONNECTOR SYSTEMS, Division of E. I. du Pont de Nemours & Co., Inc. No part of the design shown on this print may be used in any way without the written consent of DUPONT CONNECTOR SYSTEMS, Camp Hill, PA.										TITLE		QUICKIE DIL PCB BASE ASSY (SHORT LEG)	
SCALE		SIZE		DWG NO		CAD		CUST		SHEET		1 OF 1	
5-1		C		69831									

