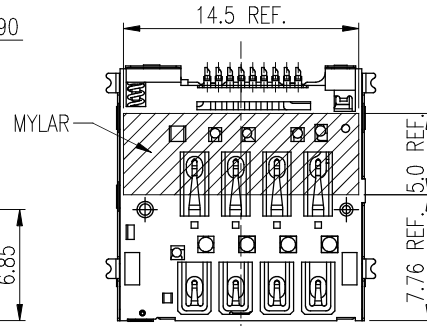
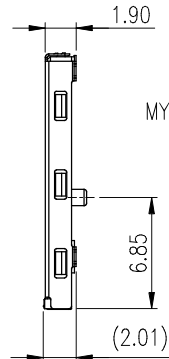
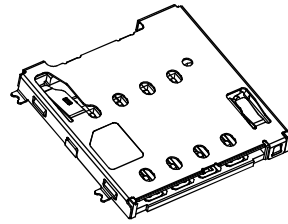
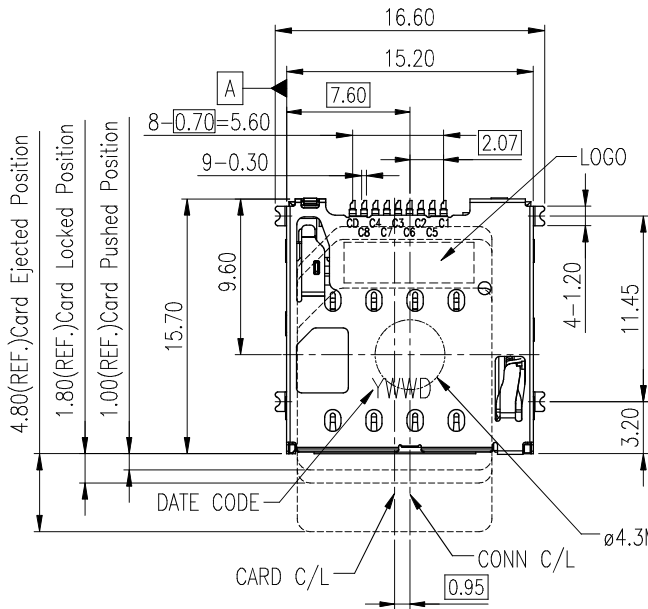


This document is the property of Amphenol Corporation and is delivered on the express condition that it is not to be disclosed, reproduced or used, in whole or in part, for manufacture or sale by anyone other than Amphenol Corporation without its prior consent, and that no right is granted to disclose or to use any information in this document.

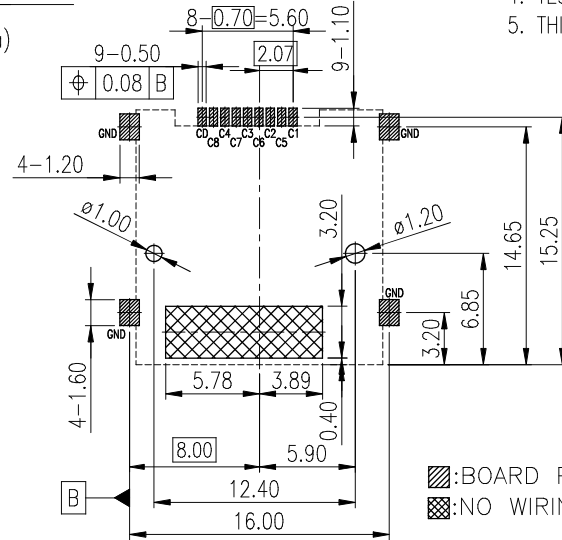
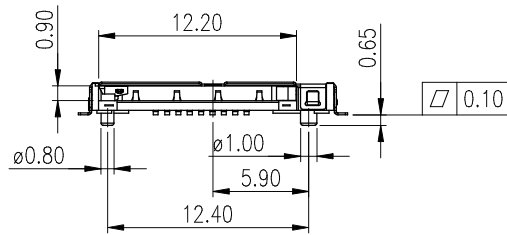
The marking on this product doesn't contain environmental hazardous materials per Material Specification SS-00259 for Sony GP compliant or per directive 2011/65/EU for RoHS compliant.

REVISIONS				
SYM	ECN No.	DESCRIPTION	DATE	APPROVED
A	NE-18103	RELEASE REVISION	06/05/2018	Roger Tsai



NOTES:

- MATERIAL:
HOUSING: HIGH TEMPERATURE THERMAL PLASTIC LCP, UL94V-0, BLACK.
TERMINAL: COPPER ALLOY.
SWITCH: COPPER ALLOY.
SHELL: COPPER ALLOY.
- FINISH:
TERMINAL:
CONTACT AREA: SELECTIVE GOLD PLATING THICKNESS MIN.;
SOLDERING AREA: GOLD FLASH PLATING THICKNESS MIN.;
UNDER PLATING: NICKEL PLATING 50u" THICKNESS MIN. OVERALL.
SWITCH:
CONTACT AREA: GOLD FLASH PLATING ON CONTACT AREA;
SOLDERING AREA: GOLD FLASH PLATING ON SOLDER AREA;
UNDER PLATING: NICKEL PLATING 50u" THICKNESS MIN. OVERALL.
SHELL: GOLD FLASH ON SOLDERING PAD.
NICKEL PLATING 50u" THICKNESS MIN. OVERALL.
- PRODUCT SPECIFICATION REFER TO : PS-7676.
- TEST SUMMARY REFER TO : TS-7676-001.
- THIS PRODUCT IS HALOGEN-FREE PRODUCT.

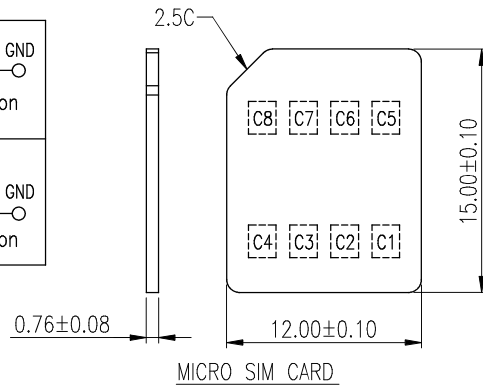
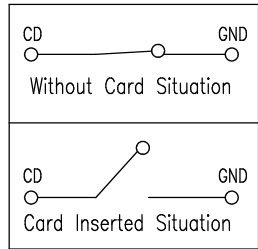


PIN ASSIGNMENT

C1	VCC
C2	RST
C3	CLK
C4	RESERVED
C5	GND
C6	VPP
C7	I/O
C8	RESERVED

PART NO. G85B2161 X 14 X HHR

CONTACT FINISH: 0: GOLD FLASH, 1: 15u" GOLD, 2: 30u" GOLD
PACKAGING: 1: TRAY, 2: TAPE & REEL



RECOMMEND P.C.B.OARD LAYOUT
PCB TOLERANCE:±0.05

TOLERANCE	APPROVALS	DATE	TITLE	
X. ±0.30	DRAWN Karen Su	06/05/2018	MICRO SIM CARD CONNECTOR	
X.X ±0.20	CHECKED Aqua Chou	06/05/2018	8 POS., WITH POST, SMT, 1.9H	
X.XXX ±0.10	APPROVED Roger Tsai	06/05/2018	NORMAL CLOSE, PUSH/PUSH TYPE	
ANGULAR ±1°	DWG TYPE CUST DWG	PROJECT CODE OTHER	UNIT mm	SIZE A3
UNLESS OTHERWISE SPECIFIED			SCALE NA	SHEET 1 OF 2

Amphenol®

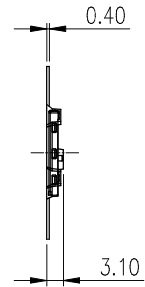
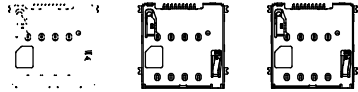
Amphenol Corporation
Amphenol Taiwan Corporation

PART No. G85B2161X14XHHR

DWG No. G85B2161X14XHHR

REV. A

REVISIONS				
SYM	ECN No.	DESCRIPTION	DATE	APPROVED
A	NE-18103	RELEASE REVISION	06/05/2018	Roger Tsai



NOTES:

1. CARRIER TAPE MEET EIA-481 STANDARD
2. PACKING QUANTITY:
 - 2.1 700 PCS PRODUCT/REEL.
 - 2.2 8 PCS REEL/CARTON.
 - 2.3 5600 PCS PRODUCT/CARTON.
3. N.W.: 3.0KGS
4. G.W.: 8.3 KGS
5. PEELING FORCE: 0.1N~1.3N

06/05/2018 MICRO SIM CARD CONNECTOR
 8 POS., WITH POST, SMT, 1.9H
 06/05/2018 NORMAL CLOSE, PUSH/PUSH TYPE
 06/05/2018