

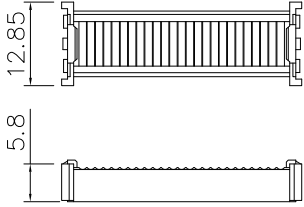
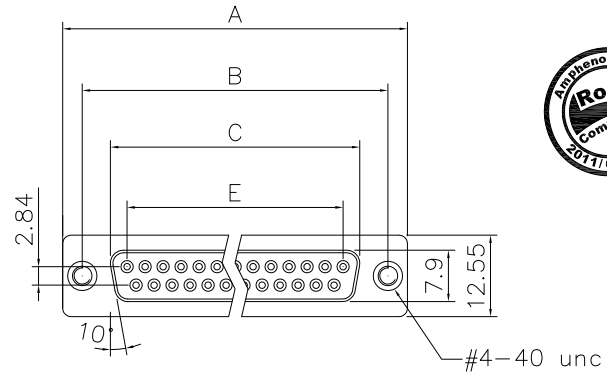
This document is the property of Amphenol Corporation and is delivered on the express condition that it is not to be disclosed, reproduced or used, in whole or in part, for manufacture or sale by anyone other than Amphenol Corporation without its prior consent, & that no right is granted to disclose or to use any information in this document.

Customer drawing

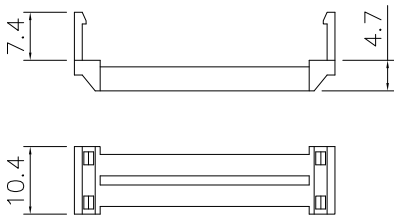
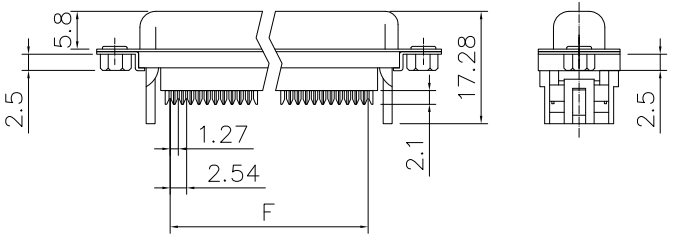
REVISIONS				
SYM	ECN	DESCRIPTION	DATE	APPROVED
1	HK--	First Release Drawing	05/26/08	IP
2	HK--	Update The Drawing	01/21/15	IP

D-SUB TECHNICAL DATA

SHELL : Steel, 100u" Tin Over 50u" min nickel over 50u" min Copper
 BODY : Glass-Filled Thermoplastic PBT,UL94V-0,Black
 CONTACTS : Copper alloy
 15u" Gold over 50u" nickel on mating area
 100u" tin over 50u" nickel on termination area
 Rear Nut : Brass, Nickel Plated.
 ELECTRICAL : Voltage rating 250 VAC/Rms 60Hz
 Current Rating :3 AMP
 Withstanding Voltage >1000 VAC Rms
 Insulation resistance >1000 M Ohms
 Contact resistance 20 mOhms max
 MARKING : Amphenol...(Series No.)
 Commercial reference
 Manufacturing date



Cover



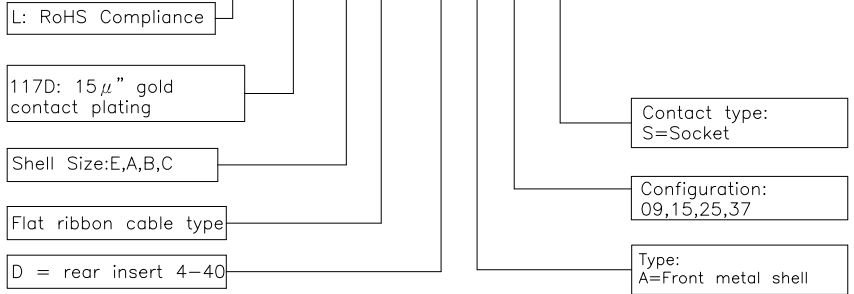
Strain Relief

Dimensions

Positions	A	B	C	E	F
9	30.81	24.99	16.33	11.08	10.16
15	39.20	33.30	24.70	19.39	17.78
25	53.05	47.04	38.40	33.24	30.48
37	69.40	63.50	54.80	49.86	45.72

PRODUCT CODE

L 117D X FR D A XX S



UNLESS OTHERWISE SPECIFIED TOLERANCES U.S. METRIC .X +/- 0.50 .XX +/- 0.30 .XXX +/- 0.20 FRACTIONS +/- ANGLES +/- 5° FOR MATERIALS AND FINISHES SEE NOTES REMOVE SHARP EDGES DIMENSIONS U.S. INCHES METRIC MM	APPROVAL	DATE
	DRAWN Felice Liu 01/21/15	
	CHECKED Tony Tang 01/21/15	
	CHECKED	
	DRAWING FILE :	
	ANGLE OF PROJECTION	

Amphenol		
Amphenol East Asia Limited		
TITLE IDC Flat Cable D-SUB Series		
SIZE A4	DRAWING NO. L117DXFRDAXXS	REV. 2
SCALE NONE	SHEET 1 OF 1	