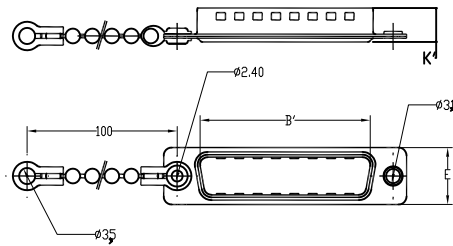


Customer drawing

This document is the property of Amphenol Corporation and is delivered on the express condition that it is not to be disclosed, reproduced or used, in whole or in part, for manufacture or sale by anyone other than Amphenol Corporation without its prior consent, & that no right is granted to disclose or to use any information in this document.

REVISIONS

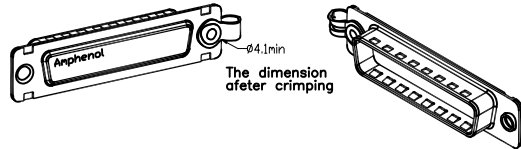
SYM	ECN	DESCRIPTION	DATE	APPROVED
1	HK--	First Release Drawing	03/27/09	IP
2	HK--	Add The Material Plating	04/17/19	IP



Flat MALE dust cover with Chain, for use with FEMALE connector

Part number

- 09 contacts or shell size E =L17D4K630 09
- 15 contacts or shell size A =L17D4K630 15
- 25 contacts or shell size B =L17D4K630 25
- 37 contacts or shell size C =L17D4K630 37
- 50 contacts or shell size D =L17D4K630 50



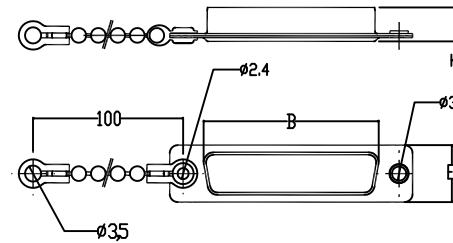
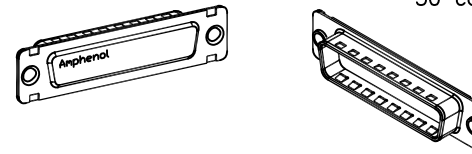
The dimension after crimping



Flat MALE dust cover without Chain, for use with FEMALE connector

Part number

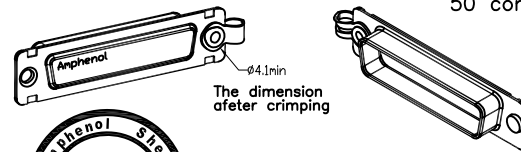
- 09 contacts or shell size E =L17D4K630 10
- 15 contacts or shell size A =L17D4K630 16
- 25 contacts or shell size B =L17D4K630 26
- 37 contacts or shell size C =L17D4K630 38
- 50 contacts or shell size D =L17D4K630 51



Flat FEMALE dust cover with Chain, for use with MALE connector

Part number

- 09 contacts or shell size E =L17D4K631 09
- 15 contacts or shell size A =L17D4K631 15
- 25 contacts or shell size B =L17D4K631 25
- 37 contacts or shell size C =L17D4K631 37
- 50 contacts or shell size D =L17D4K631 50



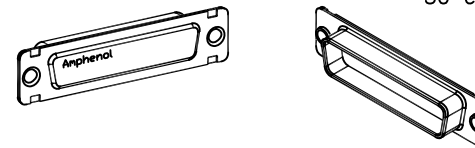
The dimension after crimping



Flat FEMALE dust cover without Chain, for use with MALE connector

Part number

- 09 contacts or shell size E =L17D4K631 10
- 15 contacts or shell size A =L17D4K631 16
- 25 contacts or shell size B =L17D4K631 26
- 37 contacts or shell size C =L17D4K631 38
- 50 contacts or shell size D =L17D4K631 51



Shell = steel with tin plating

Size	B'	B	K'	K	E
E	16,8	16,4	7,6	7,9	12,4
A	25,1	24,8	7,6	7,9	12,4
B	38,8	38,5	7,6	7,9	12,4
C	55,3	54,9	7,6	7,9	12,4
D	52,7	52,5	7,6	7,9	15,2

- NOTES :
- SHELL : STEEL, 3~5um tin over 2~3um nickel
 - RIVET : BRASS, 3~5um tin over 2~3um nickel
 - ACCESSORY : BRASS, over 1.25um Min nickel
 - CHAIN : BRASS, over 2.5um Min nickel

UNLESS OTHERWISE SPECIFIED TOLERANCES		APPROVAL	DATE
	U.S. METRIC	DRAWN Victor.Li	04/17/19
.X	+/- 0.50	CHECKED Tony.Tang	04/17/19
.XX	+/- 0.30	CHECKED	
.XXX	+/- 0.20		
FRACTIONS	+/- 5'		
ANGLES	+/-		
FOR MATERIALS AND FINISHES SEE NOTES		DRAWING FILE :	
REMOVE SHARP EDGES		ANGLE OF PROJECTION	
DIMENSIONS			
U.S.	INCHES		
METRIC	MM		

Amphenol			
TITLE			
Accessory, Dust Cover			
SIZE	DRAWING NO.	REV.	
A4	L17D4K63XXX	2	
SCALE	NONE	SHEET 1 OF 1	