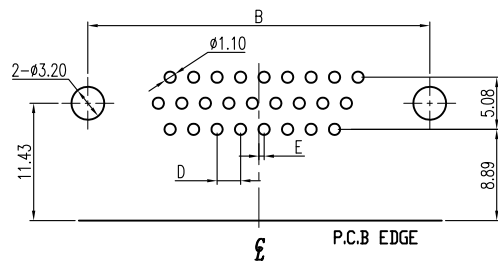
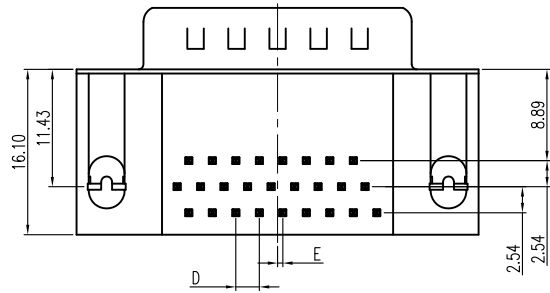
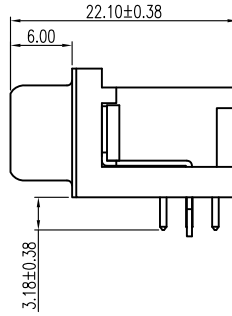
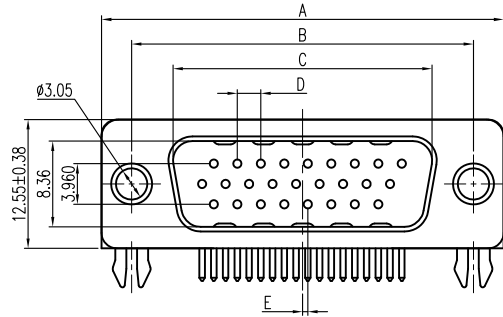


This document is the property of Amphenol Corporation and is delivered on the express condition that it is not to be disclosed, reproduced or used, in whole or in part, for manufacture or sale by anyone other than Amphenol Corporation without its prior consent, & that no right is granted to disclose or to use any information in this document.

# Customer drawing



RECOMMENDED P.C.B LAYOUT  
TOLERANCE: ±0.05MM

## Dimensions

Positions	A±0.38	B	C	D	E
15	30.81	24.99	16.92	2.29	0.25
26	39.19	33.32	25.25	2.29	0.51
44	53.04	47.04	38.96	2.29	0.51
62	69.32	63.50	54.42	2.41	0.58



## REVISIONS

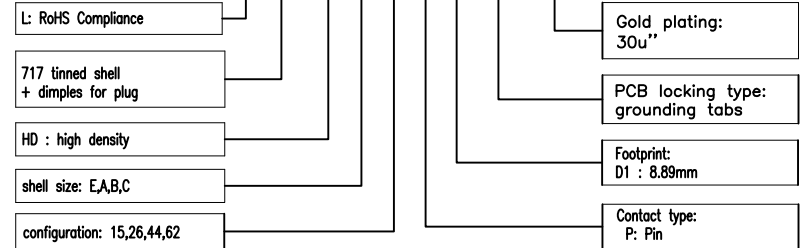
SYM	ECN	DESCRIPTION	DATE	APPROVED
1	HK--	First Release Drawing	07/31/08	IP
2	HK--	Update the Drawing	11/12/14	IP

## D-SUB TECHNICAL DATA

SHELL : SPCC. 100u" min tin over 50u" min nickel over 50u" min copper  
 BODY : UL 94V-0, PBT, Color:Black.  
 CONTACTS : Copper Alloy.  
 30u"Gold over 50u" min nickel on Contact area  
 100u" min Tin over 50u" min Nickel on Solder area.  
 BOARDLOCK : Copper Alloy,Tin Plated.  
 RIVET : Copper Alloy,Nickel Plated.  
 ELECTRICAL : Voltage rating :250 VAC(RMS)  
 Current rating :3 Ampere per Contact  
 Withstanding Voltage :1000V AC(RMS)  
 Insulation resistance : 1000 M Ohms  
 Contact resistance :25 Milliohms Max.  
 MARKING : Amphenol...(Series No.)  
 Commercial reference  
 Manufacturing date

## PRODUCT CODE

L 717 HD X XX P D1 CH C309



UNLESS OTHERWISE SPECIFIED TOLERANCES		APPROVAL		DATE
U.S.	METRIC	DRAWN	FILED	11/12/14
.X +/-	0.50			
.XX +/-	0.30			
.XXX +/-	0.20			
FRACTIONS +/-				
ANGLES +/-	5°			
FOR MATERIALS AND FINISHES SEE NOTES		DRAWING FILE :		
REMOVE SHARP EDGES		ANGLE OF PROJECTION		
DIMENSIONS		U.S. INCHES		
U.S. INCHES		MM		

Amphenol		Amphenol East Asia Limited	
TITLE Stamped and formed contact,HD series			
SIZE	DRAWING NO.	REV.	
A4	L717HDXXXPD1CHC309	2	
SCALE	NONE	SHEET 1 OF 1	