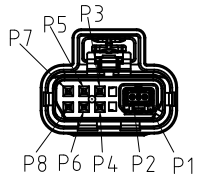


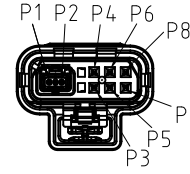
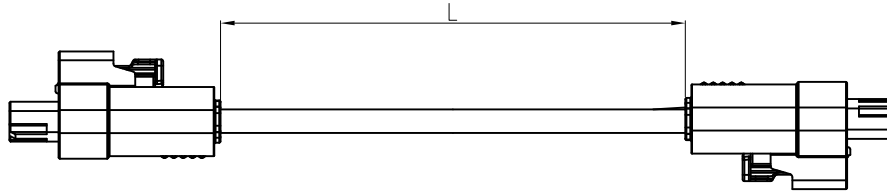
This document is the property of Amphenol Corporation and is delivered on the express condition that it is not to be disclosed, reproduced or used, in whole or in part, for manufacture or sale by anyone other than Amphenol Corporation without its prior consent, & that no right is granted to disclose or to use any information in this document.

CUSTOMER DRAWING

| REVISIONS |     |               |          |          |
|-----------|-----|---------------|----------|----------|
| SYM       | ECN | DESCRIPTION   | DATE     | APPROVED |
| X1        |     | FIRST RELEASE | 04/27'23 | Dam      |
|           |     |               |          |          |
|           |     |               |          |          |



P/N: NTHCF0B6A10S  
CONNECTOR 1



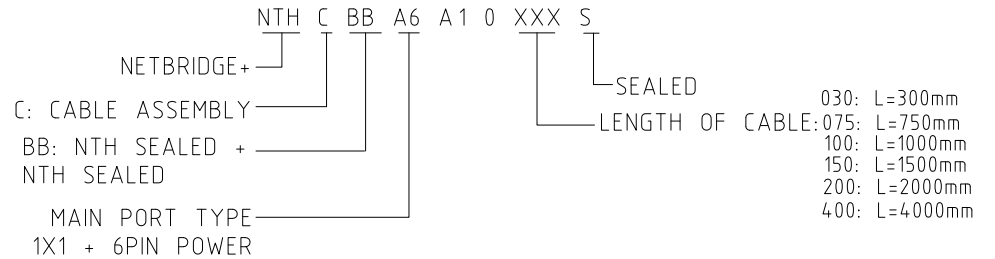
P/N: NTHCF0B6A10S  
CONNECTOR 2

TABLE 1: WIRE DIAGRAM

| CONNECTOR 1<br>PIN# | WIRE COLOR | RAW CABLE<br>OPTION | CONNECTOR 2<br>PIN# |
|---------------------|------------|---------------------|---------------------|
| 1                   | WHITE      | STP 26AWG           | 1                   |
| 2                   | GREEN      |                     | 2                   |
| 3                   | ORANGE     | 22AWG               | 3                   |
| 4                   | BLUE       | 22AWG               | 4                   |
| 5                   | GREY       | 22AWG               | 5                   |
| 6                   | VIOLET     | 22AWG               | 6                   |
| 7                   | RED        | 22AWG               | 7                   |
| 8                   | BLACK      | 22AWG               | 8                   |

NOTES:

- GENERAL SPECIFICATION:
    - CURRENT RATING: 3A/POWER PIN.
    - CONTACT RESISTANCE: 20mΩ MAX.
    - INSULATOR RESISTANCE: 100MΩ MIN.AT Vdc=500V.T=60S
    - DIELECTRIC WITHSTANDING VOLTAGE: 500 VAC
    - OPERATION TEMPERATURE: -40°C~+105°C
  - DIMENSIONING SHALL BE INTERPRETED PER ASME Y14.5M 1994.
  - COMPLIANCE WITH OPEN ALLIANCE TC9, IEEE1000MBASE-T1
7. ORDER P/N SYSTEM:



HF(无卤)   
Non-HF(有卤)

|   |                     |          |   |
|---|---------------------|----------|---|
| UNLESS OTHERWISE SPECIFIED<br>TOLERANCES<br>U.S. METRIC<br>.X +/- 0.50<br>.XX +/- 0.30<br>.XXX +/- 0.15<br>FRACTIONS +/-<br>ANGLES +/- 3° | APPROVAL            | DATE     | Amphenol<br>Amphenol East Asia Limited<br>TITLE<br>HYBRID NETBRIDGE+ CABLE ASSEMBLY<br>1X1+6 PLUG SEAL TO 1X1+6 PLUG SEAL |
|   | DRAWN Helen         | 04/27'23 |   |
|   | CHECKED Dam         | 04/27'23 |   |
| FOR MATERIALS AND FINISHES<br>SEE NOTES   | DRAWING FILE :      |          | SIZE DRAWING NO.  |
| REMOVE SHARP EDGES  | ANGLE OF PROJECTION |          | A3 NTHCBA6A10XXXS   |
| DIMENSIONS  |                     |          | REV. 1  |
| U.S. INCHES<br>(METRIC) (MM)  |                     |          | SCALE NONE SHEET 1 OF 1   |